

Kanlux



Kanlux TIBERI CCT






Kanlux TIBERI CCT are reliable flush-mounted luminaires ideal for suspended ceilings, perfect for lighting communication routes, offices and commercial spaces. They are characterized by a durability of 50,000 hours and a luminous efficacy of up to 120 lm/W. Thanks to the high color rendering index (CRI > 90), the light faithfully reproduces colors, and the ability to choose the color temperature (3000K, 3500K, 4000K) allows you to match the lighting to the character of the interior. The luminaires also offer power regulation (Power Switch) in the range of: 15–21 W or 23–29 W. Increased tightness (IP44/20) provides protection against dust, dirt and water splashes, making the luminaires suitable for demanding environments. The lack of a power supply in the set allows you to choose the on-off model (500 mA, 700 mA) or DALI (max. 700 mA). Kanlux TIBERI CCT are available in white and black, and a 5-year warranty confirms their quality and reliability. This is a modern solution that combines functionality with aesthetics.

- 5 years Warranty under the terms of the warranty statement, available on our website
- No power supply included.
- The correct LED power supply available in the KANLUX range is required for proper operation





TIBERI CCT 15-21W-W

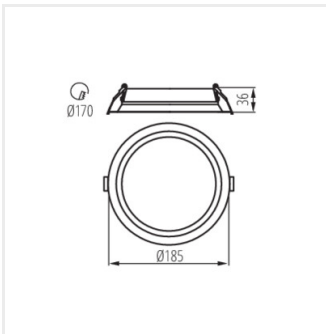
		In [mA]			 [lm]	 [°]	 [K]	Driver [index]
TIBERI CCT 15-21W-W	26381	500	max 21	white	2090(WW) 2310(WN) 2220(NW)	90	3000 3500 4000	26384. 26386
TIBERI CCT 23-29W-W	26383	700	max 29,4	white	2970(WW) 3260(WN) 3160(NW)	90	3000 3500 4000	26385. 26386



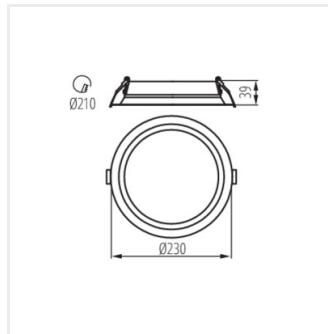
TIBERI CCT 15-21W-W



TIBERI CCT 23-29W-W

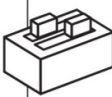






TIBERI CCT 15-21W-W








TIBERI CCT 23-29W-W

TIBERI CCT 15-21W

	ON ON	ON ON	ON ON	ON ON
				
mA	350	400	450	500

mA	K	W	lm
350	3000	15	1570
350	3500	14.5	1700
350	4000	15	1670
400	3000	17	1740
400	3500	16.5	1900
400	4000	17	1700
450	3000	19	1940
450	3500	18.5	2130
450	4000	19	2060
500	3000	21	2090
500	3500	19	2310
500	4000	21	2220

TIBERI CCT 23-29W

	ON ON	ON ON	ON ON	ON ON
				
mA	550	600	650	700

mA	K	W	lm
550	3000	22	2400
550	3500	21	2590
550	4000	22	2550
600	3000	24	2580
600	3500	23	2610
600	4000	24	2750
650	3000	27	2800
650	3500	25	3060
650	4000	27	2980
700	3000	29	2970
700	3500	27	3260
700	4000	29	3160

Date of issue: 12.02.2025, 10:00

We reserve the right to make technical changes. The data contained in this material are not legally binding.

Photometry: the results obtained from testing were from a specific sample.

Kanlux S.A. ul. Objazdowa 1-3, 41-922 Radzionków, Poland kanlux@kanlux.com