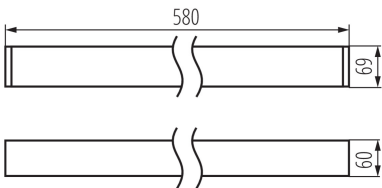


## 33907 AL-SH-WW-MPR-W-NT

Linear LED luminaire

5905339339072



### GENERAL DATA:

**Colour:** white  
**Place of assembly:** ceiling mounted  
**Place of application:** Indoors  
**Minimum distance from the illuminated object:** 0,5m  
**Compatible with a dimmer:** no  
**Fixture lighting direction:** down  
**Length [mm]:** 580  
**Width [mm]:** 60  
**Height [mm]:** 69  
**Integrated LED light source:** yes

### TECHNICAL DATA:

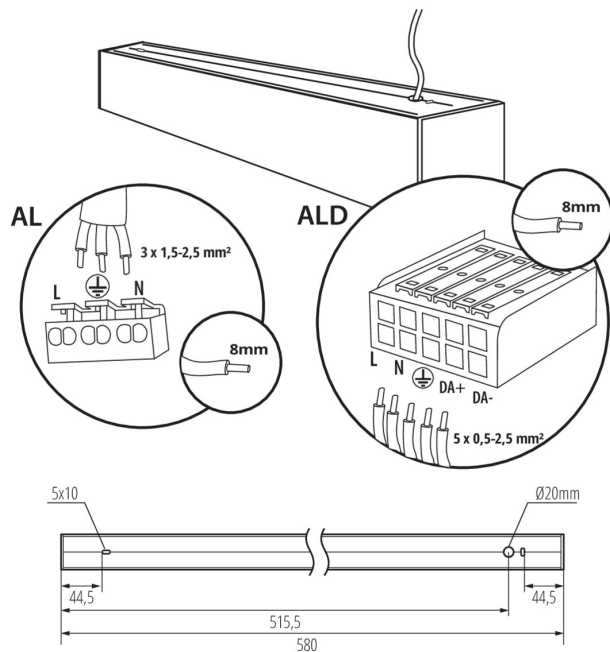
**Rated voltage [V]:** 220-240 AC  
**Rated frequency [Hz]:** 50  
**Maximum power [W]:** 19  
**Class of protection against electric shock:** I  
**Lampshade material:** plastic  
**Diode type:** LED SMD  
**Luminous flux [lm]:** 2050  
**Colour temperature:** Warm white  
**Correlated colour temperature [K]:** 3000  
**Colour consistency in McAdam ellipses:** ≤3  
**Colour rendering index:** 80  
**Service life [h]:** 50000  
**Luminous-flux-retention factor at the end of rated service life:** L90B10  
**Number of on/off cycles:** ≥30000  
**Lighting angle [°]:** X75/Y90  
**Luminous efficiency of the lamp [lm/W]:** 108  
**Ambient temperature range to which the product can be exposed:** 5÷25  
**Shade type:** microprismatic  
**Enclosure material:** aluminum alloy  
**Connection type:** Self-clamping block  
**Range of sections of wires used [mm²]:** 1,5÷2,5  
**Lamp-heating time [s]:** ≤1  
**Lamp-ignition time [s]:** ≤0,5  
**IP class:** 20

### LOGISTIC DATA:

**Unit of measurement:** unit  
**Packaging method:** 1

## 33907 AL-SH-WW-MPR-W-NT

Linear LED luminaire



Number of units in the secondary packaging : 1

Number of units in the packaging : 1

Net unit weight [g] : 1160

Grammage [g] : 1352

Length of a unit pack [cm] : 75

Width of a unit pack [cm] : 11

Height of a unit pack [cm] : 7

Weight of a cardboard box [kg] : 1.352

Width of a cardboard box [cm] : 11

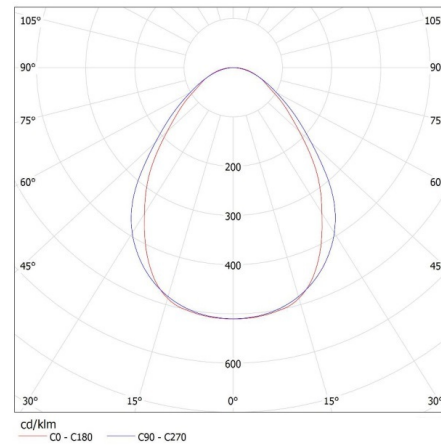
Height of a cardboard box [cm] : 7

Length of a cardboard box [cm] : 75

Volume of a cardboard box [m<sup>3</sup>] : 0.005775

KANLUX S.A. (kat 33907) AL-SH-WW-MPR-W-NT / LDC (Polar)

Luminaire: KANLUX S.A. (kat 33907) AL-SH-WW-MPR-W-NT  
Lampe: 1 x AL-SH-WW-MPR



Linear LED luminaire

### ACCESSORIES

32540

ALIN CORD 1F-W

Power supply terminal for ALIN luminaires and tracks, 1-phase, white, 150 cm



32541

ALIN CORD 1F-B

Power supply terminal for ALIN luminaires and tracks, 1-phase, black, 150 cm



32542

ALIN CORD 1F-SR

Power supply terminal for ALIN luminaires and tracks, 1-phase, silver 150 cm



07871

ROPE-NT 150 SINGLE

ROPE-NT 150 SINGLE steel rope (single) for suspending fittings, 2 pcs. in a set



29557

ALIN NT GRIP

Wall bracket for the ALIN luminaire, 2 pcs included



27109

KLOSZ MPR AL 11W/17W

MPR shade for fitting ALIN, MPR SHADE AL 11W/17W, (27109)

